Handleiding

1

Maak de strik los
Bewaar het pakpapier

2

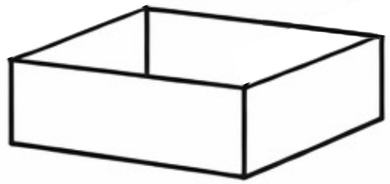

Vouw de doos open
Vier wanden vormen een rechthoek

3

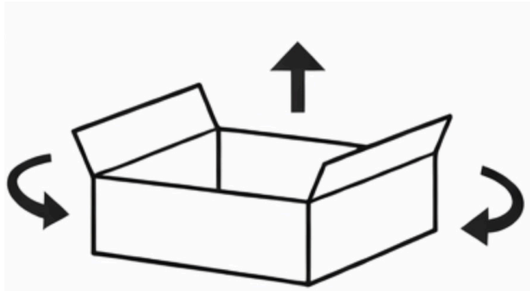

Vouw de flapjes uit
Nu zie je de knutselmaterialen

4

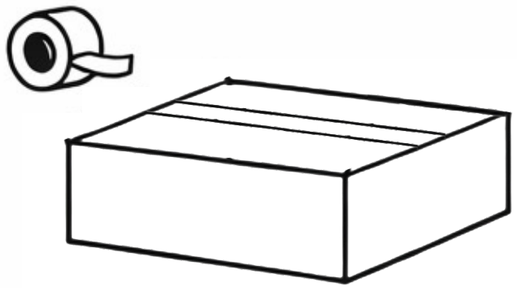

Vouw van de flapjes de achterwand
Plak hem dicht met tape

5

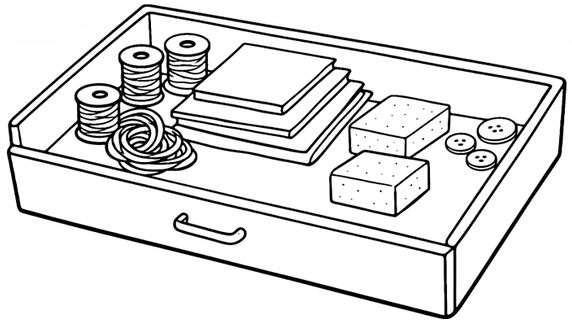

Verzamel spullen uit jouw rommella

6



Laat je inspireren
Maak je ideale Droomhuis

't Verskil
www.verskil.nl

Lifemaster

Droom Huizen
Christina Everts

Jij bent de wijk